

MR. CHUCK'S

Ready To Learn
Activity Book



WHAT IS READY TO LEARN?

Ready To Learn is public broadcasting's on-going contribution to our nation's most important educational goal that all children will begin school ready to learn. PBS and WKNO are working towards achieving this goal for children in a number of ways:

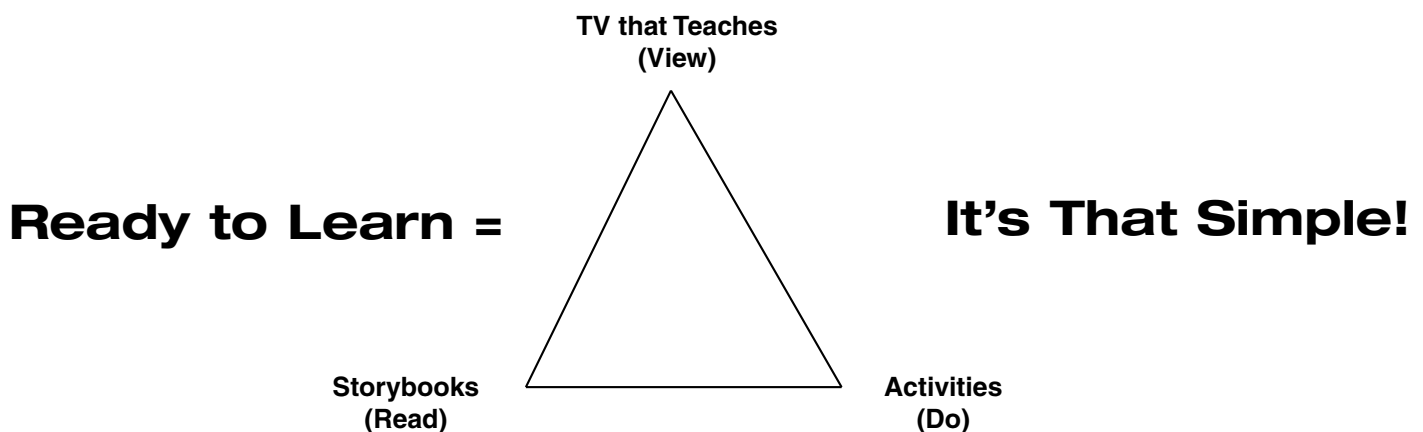
- Offering a full line-up of high-quality children's television programming based on specific educational goals, with interactive online resources for kids and their caregivers.
- Producing special on-air educational messages that teach kids important skills.
- Presenting community outreach events for you and your neighborhood.
- Offering TV Tips for Parents and educational materials for families and caregivers.

On-Air Educational Messages

You don't have to worry about children being exposed to sales hype on PBS. The only thing we promote is learning! Between our award-winning programs are exciting, noncommercial messages developed with one thing in mind: to help build the skills children need to become successful learners. Some key messages include:

- **Go Find Out!** Encourages children to seek out information.
- **Read It!** Encourages children to read for learning and pleasure.
- **Stick To It!** Encourages children to be patient and persevere to reach their goals.
- **Try It Out!** Encourages children to try new and different things.
- **Ask For Help!** Encourages children to recruit friends and adults to help with problems.
- **Work It Out!** Encourages children to work through problems by negotiating and building consensus.
- **You Can Do It!** Encourages children to believe in themselves.

Build on What You Watch: A Triangle for Learning



In addition, each **PBS Ready To Learn** program has its own educational goals. Visit 'KNO Kids at wkno.org and PBS Kids For Grownups at pbskids.org to learn more about the educational value of PBS and WKNO programs and websites.

Dear Parents and Caregivers,

Welcome to ***Mr. Chuck's Ready To Learn Activity Book***. You may notice that we have updated our coloring book by adding a number of activities for children and families.

These activities are designed to assist parents and caregivers, while engaging their children in developing their small motor skills and cognitive abilities. We hope you will find these activities not only helpful, but fun to do as well.

As a tool, this activity book can be a useful extension of what you are already teaching your children: numbers, letters, shapes, colors. We encourage you to work through this activity book with your children, guiding them but allowing them to think for themselves, thus enhancing their self-esteem.



There is not a more beneficial contribution we can make toward strengthening and guiding our children's early development than engaging in reading and other activities with them. We all know that interacting with our children regularly during the earliest stages of their development (0-5) can help enhance their learning potential when they enter Kindergarten and the First Grade. We hope you will use this book as one of the tools that will help you grow healthy, happy children into healthy, happy, and productive adults.


Thank you for your valuable support. We pledge to continue to provide Ready To Learn programs and activities that are motivating, enjoyable, and of top quality that parents, caregivers, and children can rely on.

Sincerely yours,


Mr. Chuck

**Hello,
Friends!**

**Can you tell me how
many sticks are on
my fence below?**




**I have a good idea. Why don't you get a grownup to help you
glue popsicle sticks on the fence.**




**Color one
duck yellow.**

**Color one
duck blue.**



**Color one
duck red.**

**How many ducks
are there?**



**Help us build a snowman for Winter.
Use the shapes beside the snowman to draw
a face and some buttons.**



Circles for eyes



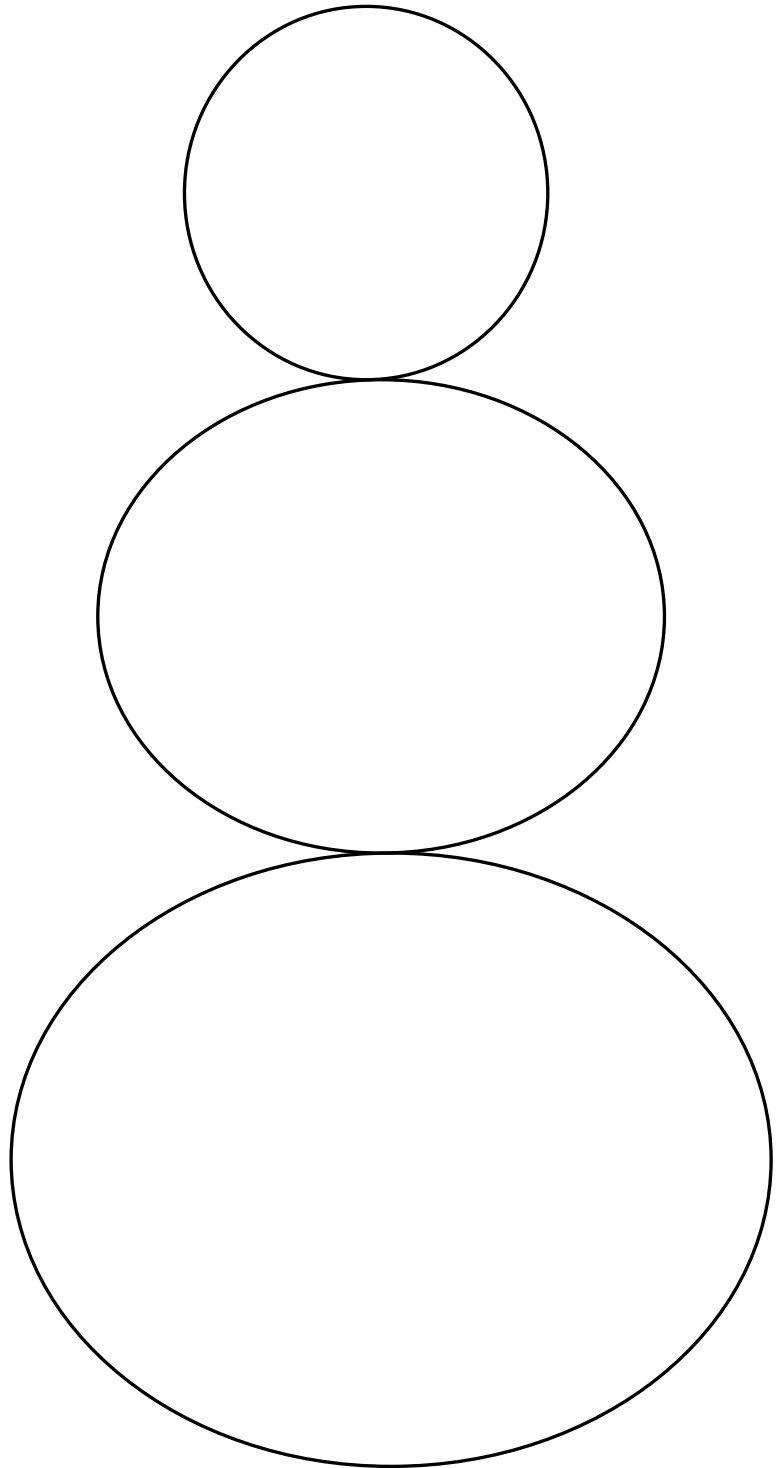
A triangle for the nose



A straight line for a mouth

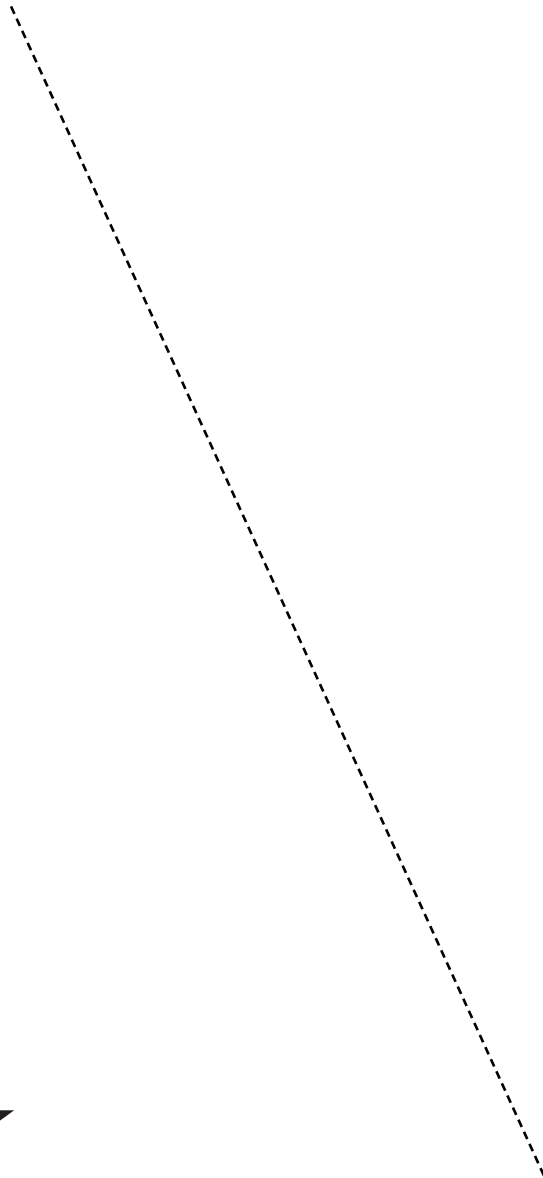



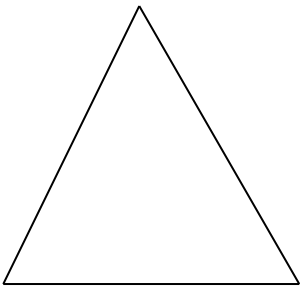
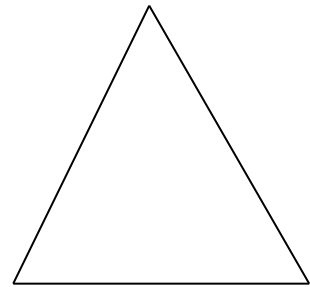
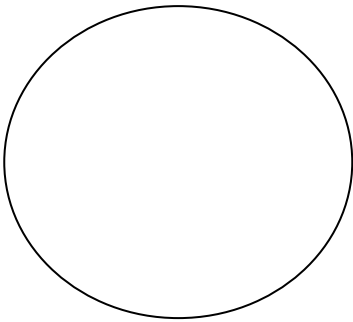
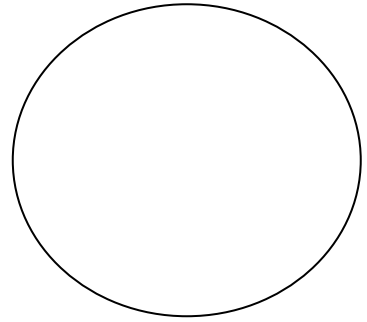



Squares for buttons





**What else can you
draw on the
snowman?**

**Draw a line between each
shape that matches.**




Which one of these does not belong in a healthy snack?




Fill in the blanks to show each picture's opposite.



h o _




c o l _




b i _



_ i t t l e



_ a p p y



s a _

**Lots of flowers bloom in the Spring.
Use your imagination to color this flower.
How many petals are on this flower?**




**Draw some of your favorite flowers
in the garden below.**




**Oops! Someone dropped these apples
out of the basket.**

How many apples did they drop?




**Now, color the
apples and the basket.**

**We see so many kinds of animals every day.
Color the animals below and then
fill in the blanks to spell their names.**




c _ t



d _ g




p _ g

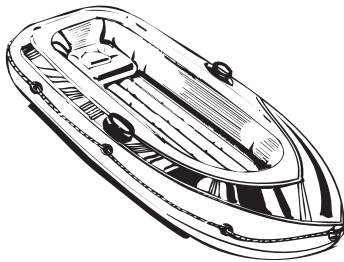


f _ h


**In the Summer, there are lots of fun things to do outside.
Draw a line from the fun activity to the item needed for it to be safe.**




A. sunscreen



B. bike helmet




C. life jacket




D. skate pads

**Families are very important.
Draw a picture of your family
in the frame below.**



Color the picture of Mr. Chuck opening the door.



Name some other things you open and close.


In the Fall, pumpkins are ready to be picked and eaten, leaves change colors, and the air gets a little colder.



Color the picture above using the colors you see in the Fall.

Color the pictures below using the colors written above them.

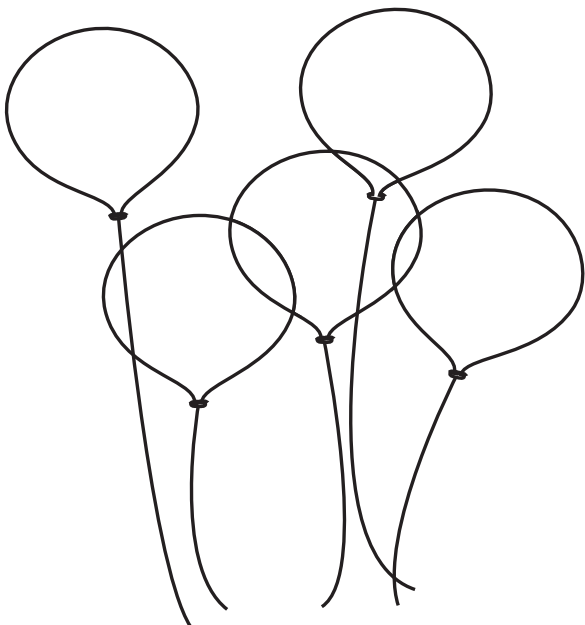
red




yellow



blue



green



Draw a picture of yourself.



i'm a kno kid!



MR. CHUCK'S

Ready To Learn Activity Book

Mr. Chuck's Ready To Learn Activity Book was made possible by:

- WKNO Members
- A PBS Ready to Learn Grant
- The WKNO Partners Fund

Cover design by Paul Donovan
Original illustrations by Ham Embree
Activity layout and design by Teri Sullivan
Cover photography by Candace Spearman
Printing by J.W. Moore

Special Thanks to the following for their contributions to this Activity Book:

- Barbara Blumenthal, Parent Education Specialist
- Dr. Forestene L. London, Ph. Ed., Head Start Director, Abe Scharff YMCA
- Susan Dold, English/Language Arts Facilitator, Memphis City Schools
Office of Standards, Curriculum & Assessment
- Dr. John W. Johnston, Ph. Ed., University of Memphis Dept of Education

Mr. Chuck's Ready To Learn Activity Book is distributed free to children as an educational resource in association with the Ready To Learn service of WKNO/Channel 10. Permission to reproduce pages is granted for personal, classroom, or day care use only. For more information, call (901) 458-2521.

© 2002 — 2008, Mid-South Public Communications Foundation.
Original printing of Ham Embree's art: ©1994.



Ready To Learn



The contents of this activity book were supported under the Ready To Learn Television Program, PR/Award Number R295A0002, as administered by the Office of Educational Research and Improvement, U.S. Department of Education. However, the contents do not necessarily represent the policy of the U.S. Department of Education, and you should not assume endorsement by the Federal government.



WKNO
CHANNEL 10



wkno.org